

# Aritco 6000

- our most versatile home lift

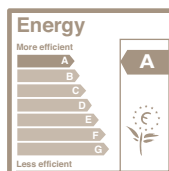
## Aritco 6000

Choose among several different sizes, glass walls and colours. This is the choice for those of you who would like to customise the lift to your own liking.

### Several advantages offered by Aritco 6000:

- Design, sizes and options created for a home environment
- Minimum interventions in the house
- Option for a "half-height door" on the top floor
- 'A' rated energy consumption according to VDI4707
- 95% recyclable materials
- Environmental classification by the Swedish Sunda Hus organization
- Patented screw/nut technology (no oil that can leak)
- The lowest maintenance and operating costs on the market

For more information please visit [aritcohomelifts.com/6000](http://aritcohomelifts.com/6000)



# Aritco 6000

**FLOOR**  
9 different floorings to choose from.

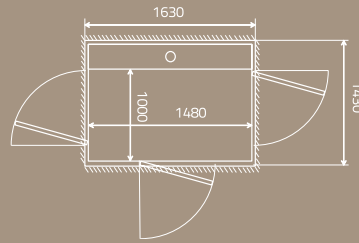


**LIFT COLOUR**  
Can be painted in any RAL colour from the RAL Classic chart.

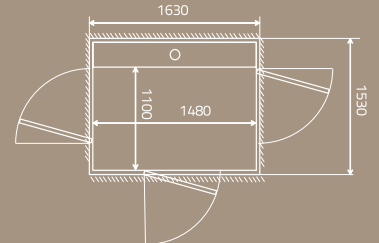
**GLASS**  
4 different glass types to choose from.



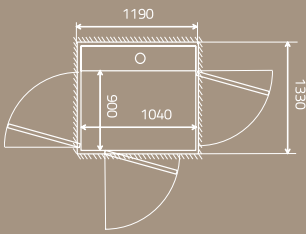
**DOORS**  
2 different door types to choose from.



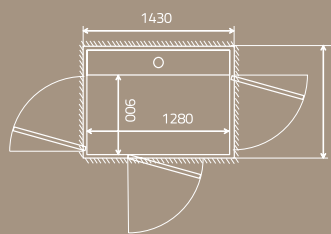
**Size: 1000 x 1480 mm**  
Rated load:  
410 kg / 5 persons



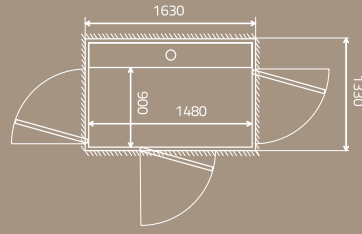
**Size: 1100 x 1480 mm**  
Rated load:  
410 kg / 5 persons



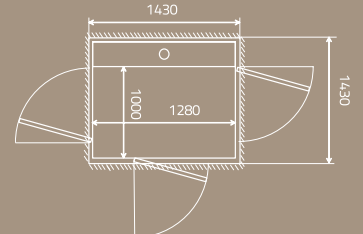
**Size: 900 x 1040 mm**  
Rated load:  
250 kg / 2 persons



**Size: 900 x 1280 mm**  
Rated load:  
410 kg / 5 persons



**Size: 900 x 1480 mm**  
Rated load:  
410 kg / 5 persons



**Size: 1000 x 1280 mm**  
Rated load:  
410 kg / 5 persons

## Product summary

<p><b>TOP HEIGHT</b></p> <p><b>Minimum 2240 mm</b></p>	<p><b>TYPE OF LIFT</b></p> <p>Home lift intended for installation in private homes.</p>	<p><b>RATED SPEED</b></p> <p>Max <b>0,15 m/s</b> inside Europe Max <b>0,25 m/s</b> outside Europe</p>	<p><b>DRIVE SYSTEM</b></p> <p>Patented screw and nut system 2.2 kW motor</p>	<p><b>CONTROL FROM CARRIER CONTROL PANEL</b></p> <p><b>Hold to run</b> - press and hold <b>For installations outside Europe</b> - One touch operation (press one time)</p>	<p><b>NUMBER OF FLOORS</b></p> <p>2 to 6 floors</p>
<p><b>INSTALLATION</b></p> <p><b>Recessed installation</b> 50 mm below floor</p> <p><b>Installed directly on floor</b> with 50 mm ramp</p>	<p><b>INDOOR</b> INSTALLATION ENVIRONMENT</p>	<p><b>TRAVEL HEIGHT</b></p> <p><b>250–13 000 millimeter</b></p>	<p><b>WARRANTY</b></p> <p>Aritco 6000 comes with a 24 month warranty. The screw and nut assembly has a 10 year warranty.</p>	<p><b>TECHNICAL COMPLIANCE</b></p> <p>European Machine directive 2006/42/EC European standard EN 81-41</p>	
<p><b>Power supply:</b> 230 V 1-phase 400 V 3-phase</p>	<p><i>Emergency lowering:</i> Battery-powered</p>				